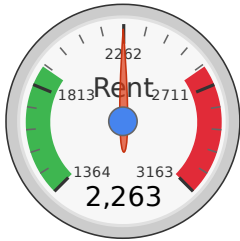


LIQUID

opportunity zone investments

Liquid
+1 (512) 790-6812
info@liquidoz.com
liquidoz.com



Westgate Neighborhood Austin, TX

Results based on 4, 2-bedroom, 1½ or more bath rentals seen within 12 months

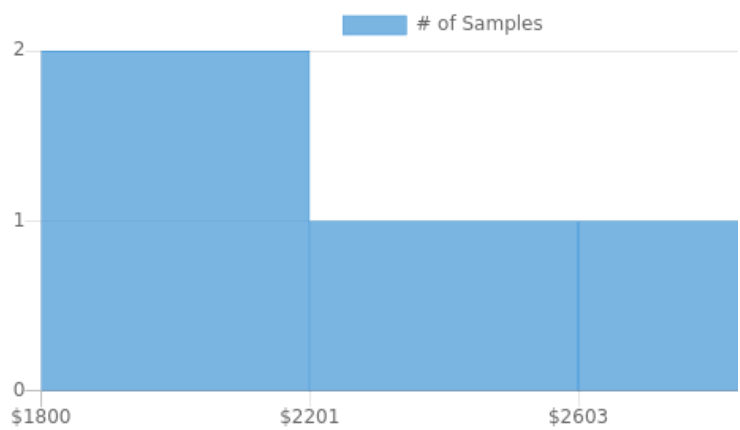
AVERAGE	MEDIAN	25TH PERCENTILE	75TH PERCENTILE
\$2,263 $\pm 12\%$	\$2,125	\$1,894	\$2,632

Report generated: 10 Jul 2023

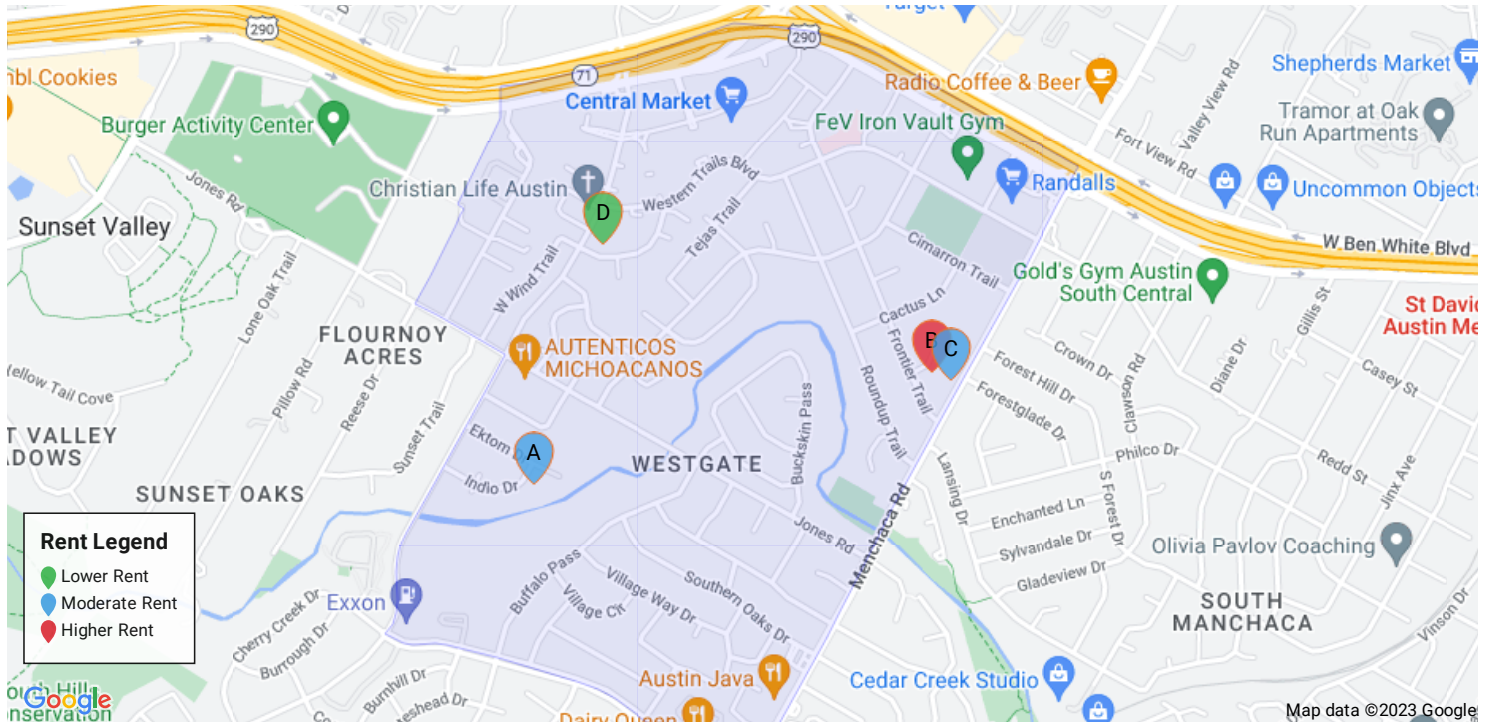
Summary Statistics

Sample Size	4
Sample Min	\$1,800
Sample Max	\$3,000
Sample Median	\$2,125
Sample Mean	\$2,263
Sample Standard Deviation	\$547
25th – 75th Percentile	\$1,894 – 2,632
10th – 90th Percentile	\$1,562 – 2,964
5th – 95th Percentile	\$1,364 – 3,162

Rent Distribution



Sample of Listings Used



Address	Rent	Size	\$/ft²	Beds	Baths	Bldg Type	Last Seen
A 5303 Indio Dr, Austin, TX 78745	\$1,900			2 bed	2ba	Apartment	May 2023
B 4703 Lasso Path, Austin, TX 78745	\$3,000	1,583 ft²	\$1.90/ft²	2 bed	2ba	House	Dec 2022
C 4702 Menchaca Rd, Austin, TX 78745	\$2,350	1,000 ft²	\$2.35/ft²	2 bed	2ba	House	Dec 2022
D 4714 Sagebrush Trail, Austin, TX 78745	\$1,800	1,260 ft²	\$1.43/ft²	2 bed	1.5ba	Duplex	Aug 2022

The research and data included in this report is aggregated from a variety of sources and many are third parties that are not affiliated with Rentometer, Inc. The information is believed to be accurate, but Rentometer, Inc. does not provide a warranty of any kind, either expressed or implied.