

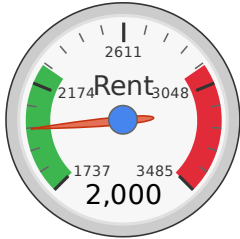
# LIQUID

opportunity zone investments

**Liquid**  
+1 (512) 790-6812  
info@liquidoz.com  
liquidoz.com

## Your rent seems to be a good deal!

Unless your rental is in poor condition or has fewer amenities than most.



## Dittmar Slaughter Neighborhood Austin, TX

Results based on 55, 3-bedroom, 1½ or more bath rentals seen within 6 months

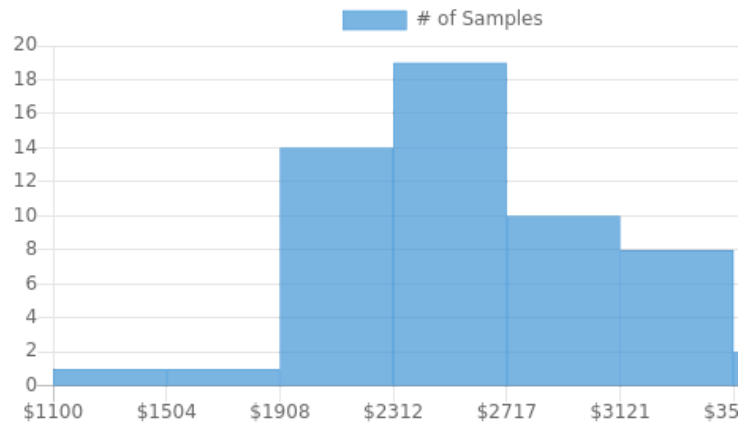
AVERAGE	MEDIAN	25TH PERCENTILE	75TH PERCENTILE
\$2,610 ±3%	\$2,549	\$2,252	\$2,969

Report generated: 25 Jul 2023

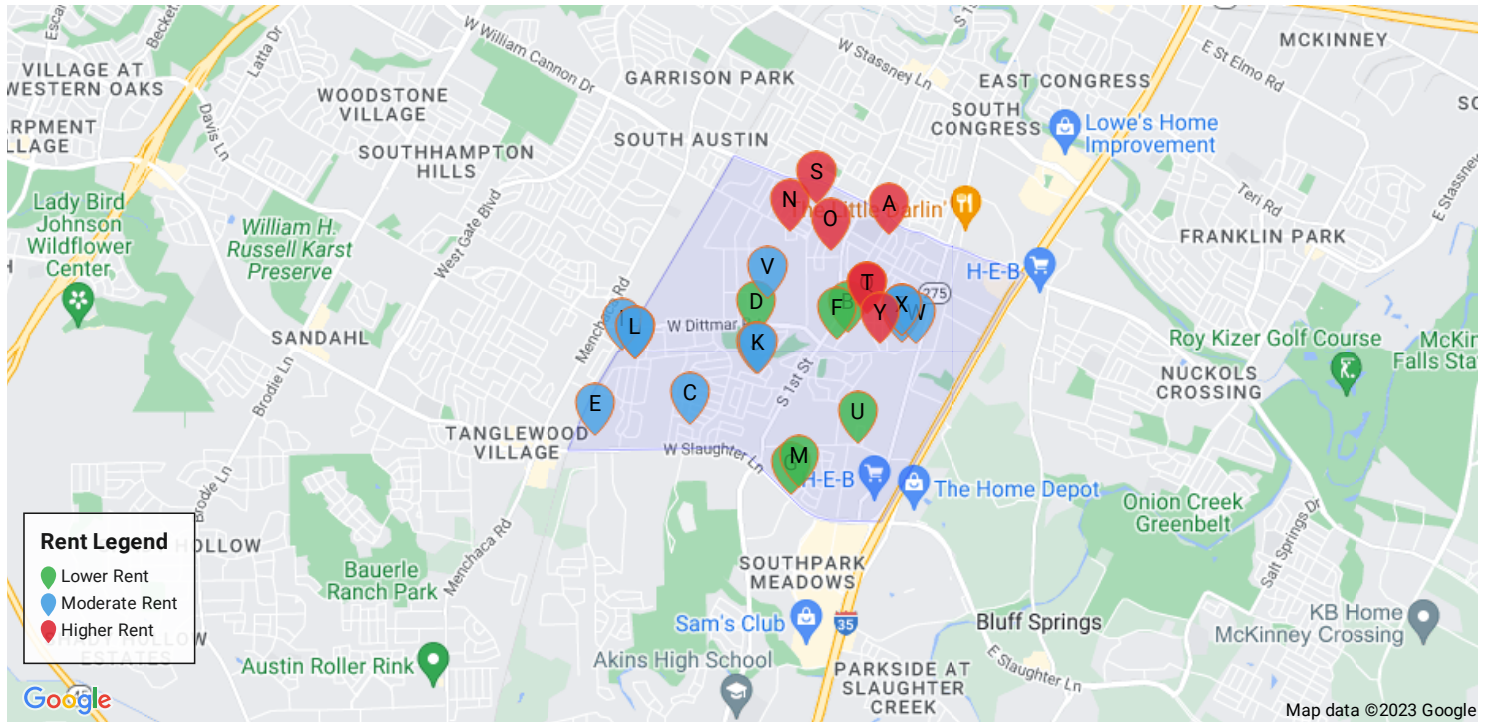
### Summary Statistics

Sample Size	55
Sample Min	\$1,100
Sample Max	\$3,925
Sample Median	\$2,549
Sample Mean	\$2,610
Sample Standard Deviation	\$531
25th – 75th Percentile	\$2,252 – 2,969
10th – 90th Percentile	\$1,930 – 3,291
5th – 95th Percentile	\$1,737 – 3,484



### Rent Distribution



# Sample of Listings Used



Address	Rent	Size	\$/ft <sup>2</sup>	Beds	Baths	Bldg Type	Last Seen
<b>A</b> 6802 Shadywood Dr, Austin, TX 78745	\$3,700	1,700 ft <sup>2</sup>	\$2.18/ft <sup>2</sup>	3 bed	2.5ba	House	Jul 2023
<b>B</b> 7703 Elderberry Dr, Austin, TX 78745	\$1,995	1,100 ft <sup>2</sup>	\$1.81/ft <sup>2</sup>	3 bed	2ba	House	Jul 2023
<b>C</b> 810 Emory Tree Dr, Austin, TX 78748	\$2,595	1,909 ft <sup>2</sup>	\$1.36/ft <sup>2</sup>	3 bed	2.5ba	House	Jul 2023
<b>D</b> 8108 Huddleston Ln, Austin, TX 78748	\$2,000	1,340 ft <sup>2</sup>	\$1.49/ft <sup>2</sup>	3 bed	2ba	House	Jul 2023
<b>E</b> 1400 Huckleberry Ln, Austin, TX 78748	\$2,600	1,707 ft <sup>2</sup>	\$1.52/ft <sup>2</sup>	3 bed	2.5ba	House	Jul 2023
<b>F</b> 7712 Elderberry Dr, Austin, TX 78745	\$2,095	986 ft <sup>2</sup>	\$2.12/ft <sup>2</sup>	3 bed	2ba	House	Jul 2023
<b>G</b> 9148 Swanson Ln, Austin, TX 78748	\$2,100	1,241 ft <sup>2</sup>	\$1.69/ft <sup>2</sup>	3 bed	2ba	House	Jun 2023
<b>H</b> 1504 Strickland Dr, Austin, TX 78748	\$2,350	1,699 ft <sup>2</sup>	\$1.38/ft <sup>2</sup>	3 bed	3ba	House	Jun 2023
<b>I</b> 8710 Dittmar Oaks Dr, Austin, TX 78748	\$2,595	1,701 ft <sup>2</sup>	\$1.53/ft <sup>2</sup>	3 bed	2.5ba	House	Jun 2023
<b>J</b> 710 Dulwich St, Austin, TX 78748	\$2,275	1,417 ft <sup>2</sup>	\$1.61/ft <sup>2</sup>	3 bed	2.5ba	House	Jun 2023
<b>K</b> 748 Wales Way, Austin, TX 78748	\$2,950	1,354 ft <sup>2</sup>	\$2.18/ft <sup>2</sup>	3 bed	2ba	House	Jun 2023
<b>L</b> 1504 Strickland Dr, Austin, TX 78748	\$2,395	1,699 ft <sup>2</sup>	\$1.41/ft <sup>2</sup>	3 bed	2.5ba	House	Jun 2023
<b>M</b> 505 Shant St, Austin, TX 78748	\$2,095	1,214 ft <sup>2</sup>	\$1.73/ft <sup>2</sup>	3 bed	2.5ba	House	Jun 2023
<b>N</b> 1009 Matthews Ln, Austin, TX 78745	\$3,450	1,843 ft <sup>2</sup>	\$1.87/ft <sup>2</sup>	3 bed	2.5ba	House	Jun 2023
<b>O</b> 7102 Moat Cove, Austin, TX 78745	<del>\$5,600</del> *	1,600 ft <sup>2</sup>	\$3.50/ft <sup>2</sup>	3 bed	2ba	House	Jun 2023
<b>P</b> 307 Bridgeford Dr, Austin, TX 78745	\$2,750	2,294 ft <sup>2</sup>	\$1.20/ft <sup>2</sup>	3 bed	2.5ba	House	Jun 2023
<b>Q</b> 7407 Shadywood Dr, Austin, TX 78745	\$3,100	1,597 ft <sup>2</sup>	\$1.94/ft <sup>2</sup>	3 bed	2ba	House	Jun 2023
<b>R</b> 7411 Merrick Ln, Austin, TX 78745	\$2,795	2,197 ft <sup>2</sup>	\$1.27/ft <sup>2</sup>	3 bed	2.5ba	Condo	Jun 2023
<b>S</b> 905 Echo Ln, Austin, TX 78745	\$3,400	1,300 ft <sup>2</sup>	\$2.62/ft <sup>2</sup>	3 bed	2ba	House	May 2023
<b>T</b> 7407 Shadywood Dr, Austin, TX 78745	\$3,200	1,567 ft <sup>2</sup>	\$2.04/ft <sup>2</sup>	3 bed	2ba	House	May 2023
<b>U</b> 8537 Shallot Way, Austin, TX 78748	\$2,250	1,608 ft <sup>2</sup>	\$1.40/ft <sup>2</sup>	3 bed	2.5ba	House	May 2023
<b>V</b> 7709 Huddleston Ln, Austin, TX 78745	\$2,950	2,432 ft <sup>2</sup>	\$1.21/ft <sup>2</sup>	3 bed	2.5ba	House	May 2023
<b>W</b> 7506 Belfair Ter, Austin, TX 78745	\$2,850			3 bed	2ba	Condo	May 2023

Address	Rent	Size	\$/ft <sup>2</sup>	Beds	Baths	Bldg Type	Last Seen
 7411 Merrick Ln, Austin, TX 78745	\$2,895	2,197 ft <sup>2</sup>	\$1.32/ft <sup>2</sup>	3 bed	3ba	Condo	May 2023
 7611 Lunar Dr, Austin, TX 78745	\$3,050			3 bed	2ba	Apartment	May 2023

<sup>\*</sup>This price appears to be an outlier and was excluded

The research and data included in this report is aggregated from a variety of sources and many are third parties that are not affiliated with Rentometer, Inc. The information is believed to be accurate, but Rentometer, Inc. does not provide a warranty of any kind, either expressed or implied.